

# ENVIRONMENTAL PRODUCT DECLARATION

as per ISO 14025 and EN 15804+A1




Owner of the Declaration	<b>STEICO SE</b>
Programme holder	Institut Bauen und Umwelt e.V. (IBU)
Publisher	Institut Bauen und Umwelt e.V. (IBU)
Declaration number	EPD-STE-20200175-IBA1-EN
Issue date	20/11/2020
Valid to	19/11/2025

**STEICOflex flexible wood fibre cavity insulation**  
**STEICO SE**

[www.ibu-epd.com](http://www.ibu-epd.com) | <https://epd-online.com>



## 1. General Information

<b>STEICO SE</b> <b>Programme holder</b> IBU – Institut Bauen und Umwelt e.V. Panoramastr. 1 10178 Berlin Germany	<b>STEICOflex</b> <b>Owner of the declaration</b> STEICO SE Otto-Lilienthal-Ring 30 85622 Feldkirchen Germany
<b>Declaration number</b> EPD-STE-20200175-IBA1-EN	<b>Declared product / declared unit</b> 1 m³ wood fibre insulation
<b>This declaration is based on the product category rules:</b> Wood based panels, 12.2018 (PCR checked and approved by the SVR)	<b>Scope:</b> This Environmental Product Declaration applies for flexible STEICOflex 036/038 wood fibre insulation boards manufactured in the following plant: STEICO Sp. z o.o. ul. Przemysłowa 2 64-700 Czarnków
<b>Issue date</b> 20/11/2020	The owner of the declaration shall be liable for the underlying information and evidence; the IBU shall not be liable with respect to manufacturer information, life cycle assessment data and evidences. The EPD was created according to the specifications of <i>EN 15804+A1</i> . In the following, the standard will be simplified as <i>EN 15804</i> .
<b>Valid to</b> 19/11/2025	<b>Verification</b> The standard <i>EN 15804</i> serves as the core PCR Independent verification of the declaration and data according to <i>ISO 14025:2010</i> <input type="checkbox"/> internally <input checked="" type="checkbox"/> externally
 Dipl. Ing. Hans Peters (chairman of Institut Bauen und Umwelt e.V.)	 Prof. Dr. Birgit Grahl (Independent verifier)
 Dr. Alexander Röder (Managing Director Institut Bauen und Umwelt e.V.)	

## 2. Product

### 2.1 Product description/Product definition

STEICOflex are flexible wood fibre insulation boards manufactured in a dry process. The addition of a small quantity of textile binding fibre is necessary in order to achieve product flexibility.

Directive (EU) No. 305/2011 (CPR) applies for placing the product on the market in the EU/EFTA (except Switzerland). The product requires a Declaration of Performance taking consideration of *DIN EN 13171, Thermal insulation products for buildings – Factory-made wood fibre (WF) products – Specifications*, and CE marking.

The following Declarations of Performance are available for STEICOflex:  
 STEICO flex 036 DOP No. 01-0040-03  
 STEICO flex 038 DOP No. 01-0038-03  
 Use is governed by the respective national regulations.

### 2.2 Application

The flexible STEICOflex wood fibre thermal insulation is used as cavity insulation in roof, wall and ceiling constructions as well as in cavity insulation for partition walls, facing layers and installation levels.

### 2.3 Technical Data

The following information refers to the STEICOflex product as delivered.  
 More data can be downloaded from [www.steico.com](http://www.steico.com).

#### Technical construction data

Name	Value	Unit
Gross density	50 - 60	kg/m³
Material moisture on delivery	4	%
Tensile strength rectangular	0.01	N/mm²
Thermal conductivity	0.036 or 0.038	W/(mK)
Water vapour diffusion resistance factor	2	-
Specific thermal capacity c	2100	J/(kg*K)
Airflow resistance	>=5	(kPa*s)/m

The product performance values comply with the Declaration of Performance in terms of its essential characteristics in accordance with *DIN EN 13171, Thermal insulation products for buildings – Factory-made wood fibre (WF) products – Specifications*.

## 2.4 Delivery status

STEICOflex is offered in the following standard sizes:  
Board thickness: 30 - 240 mm  
Format: 1220 x 575 mm  
Special formats of 385 to 2300 mm width and 500 to 10000 mm length available on request

## 2.5 Base materials/Ancillary materials

The primary component of STEICOflex is wood fibres from regional sustainable forestry. The product can be broken down into the following components:

Wood fibres: approx. 90%

Water: approx. 4%

Bi-component fibres: approx. 3%

Ammonium salts: approx. 7%

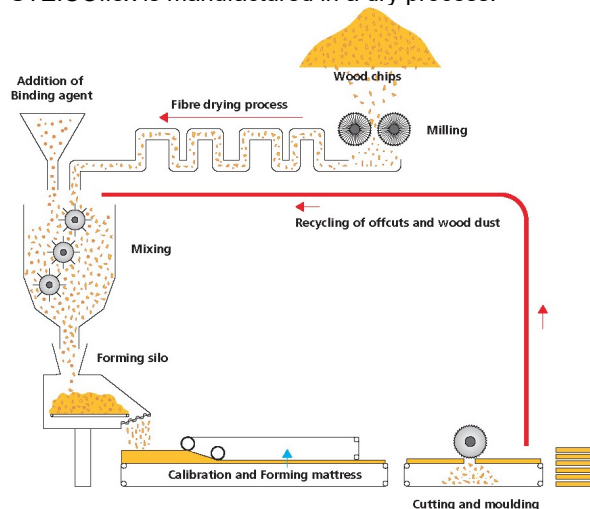
The STEICOflex product contains substances on the *ECHA List of Candidates* for including substances of very high concern in Annex XIV of the *REACH Directive* (last revised: 07.01.2019) exceeding 0.1% by mass: no

The STEICOflex product contains other CMR substances in categories 1A or 1B which are not on the *ECHA List of Candidates* exceeding 0.1% by mass in at least one partial product: no

Biocide products were added to this STEICOflex construction product or it has been treated with biocide products (this then concerns a treated product as defined by the (EU) *Ordinance on Biocide Products* No. 528/2012): no

## 2.6 Manufacture

STEICOflex is manufactured in a dry process:



- Processing of the raw timber to form wood chips
- Heating of the wood chips under steam pressure
- Defibration of the wood chips through a defibration process
- Drying of the fibres in the cyclone dryer
- Adding the bi-component fibres
- Submitting the mixture to the production line
- Heating and pressing the mixture for the insulation board
- Cutting the wood fibre insulation to size

- Stacking, packing

All residual materials incurred during production are directed to in-house energy recycling. A small percentage is redirected to production.

Quality assurance systems:

- Quality management system acc. to *ISO 9001*
- Environmental management system acc. to *ISO 14001*
- CE marking acc. to *EN 13171*
- FSC certificate *CU-COC-841217*
- PEFC certificate *CU-PEFC-841217*

## 2.7 Environment and health during manufacturing

### Health protection

Owing to the manufacturing conditions, no other health protection measures are required extending beyond the legally specified measures.

### Environmental protection

Air: Waste air generated during production is cleaned in accordance with statutory specifications.

Water/Soil: No direct pollution of water or soil is caused by the production process. Waste water incurred during production is reprocessed internally.

## 2.8 Product processing/Installation

STEICO wood fibre insulation boards can be processed using conventional wood-processing tools (handsaw, insulation knife, circular and band saw etc.). Insofar as processing is carried out without dust extraction, the use of breathing protection measures is recommended. Neither the processing nor the installation of STEICO wood fibre insulation materials leads to environmental pollution. No additional measures are necessary in terms of environmental protection.

## 2.9 Packaging

Polyethylene foil (PE), paper and cardboard as well as wood are used for packaging STEICO wood fibre insulation materials. All packing materials are recyclable if unmixed, and/or can be recovered as energy.

## 2.10 Condition of use

When used correctly and as designated, no material product changes are to be anticipated during the use phase.

## 2.11 Environment and health during use

**Environment:** When STEICO wood fibre insulation materials are used as designated, no hazard potential for water, air or soil is currently known (*IBR test report*).

**Health:** When STEICO wood fibre insulation materials are installed as designated, no health risks or impairments are to be expected.

Low quantities of components inherent to the product can be released. No emissions of health relevance were detected (*test report IBR*).



In order to guarantee that the statutory limit values are exceeded in terms of emissions, radioactivity, VOC etc., STEICO wood fibre insulation materials are tested externally (*Test report: Institut für Baubiologie, Rosenheim, Germany*).

## 2.12 Reference service life

When used as designated, there is no known or expected limit to their durability. Accordingly, the average service life of the product is equivalent to the service life of the building.

Under Central European climate conditions, a service life of 50 years can be assumed as a conservative duration.

There are no known or anticipated influences on product ageing when the products are applied in accordance with the generally accepted rules of technology.

## 2.13 Extraordinary effects

### Fire

Information in acc. with *DIN EN 13501-1*

#### Fire protection

Name	Value
Building material class	E
Burning droplets	-
Smoke production	-

### Water

STEICO wood fibre insulation materials do not comprise any leachable components which are hazardous to water. Wood fibre insulation materials do not offer permanent resistance to standing water.

Damaged areas must be replaced in part or extensively depending on the respective degree of damage incurred.

## Mechanical destruction

The product is mechanically resistant (with regard to pressure and tensile load) depending on the insulation material used. Mechanical destruction does not have any negative impact on the environment.

## 2.14 Re-use phase

When dismantled without damage, STEICO wood fibre insulation materials may be reused for the same application after the end of utilisation, or may be reused in the same application spectrum in an alternative location.

Provided that the wood fibre insulation materials are not damaged, material recycling of the raw material does not present a problem (e.g. reintroduction to the production process).

## 2.15 Disposal

Insulation material residue without contamination (clippings and de-construction material) can be recycled in the production process.

During thermal utilisation, STEICO wood fibre insulation materials achieve a calorific value of approx. 20.34 MJ per kg insulation material (product moisture = 4%) as renewable energy carriers, e.g. for heating as biomass or in waste incineration plants. Process energy as well as electricity can be generated.

## 2.16 Further information

Detailed information on STEICOflex and other products offered by STEICO SE (processing, characteristic values, approvals) is available at [www.steico.com](http://www.steico.com).

# 3. LCA: Calculation rules

## 3.1 Declared Unit

The declared unit is 1 m<sup>3</sup> wood fibre insulation material with an average apparent density of 50.00 kg and 4% water. Additives account for 11.03%.

In accordance with 5.2.1a in *PCR Part A*, this concerns a "Declaration of a specific product from a manufacturer's plant".

#### Declared unit

Name	Value	Unit
Declared unit	1	m <sup>3</sup>
Conversion factor to 1 kg ( in kg/m <sup>3</sup> )	50	-
Mass reference	50	kg/m <sup>3</sup>

## 3.2 System boundary

The Declaration complies with an EPD "from cradle to plant gate, with options". It includes the production stage, i.e. from provision of the raw materials through to production (*cradle to gate*, Modules A1 to A3), Module A5, and parts of the end-of-life stage (Modules C2 and C3). It also contains an analysis of the potential benefits and burdens over and beyond the product's entire life cycle (Module D).

Module A1 comprises the provision of wood from forestry resources and the provision of additives. Transport of these substances is considered in Module

A2. Module A3 includes the expenses associated with manufacturing the product, such as the provision of fuels, consumables and energy, as well as product packaging.

Module A5 exclusively covers the disposal of product packaging which includes the disposal of biogenic carbon and primary energy (PERM and PENRM). Module C2 considers transport to the disposal company and Module C3 is concerned with preparing and sorting waste wood. Due to a lack of data, the conservative assumption was made that the material is crushed – as is the case for waste wood – before it is ready for reuse. In accordance with *EN 16485*, Module C3 also includes as outflows the CO<sub>2</sub> equivalents of the carbon inherent in the wood product as well as the renewable and non-renewable primary energy (PERM and PENRM) contained in the product.

Module D takes account of the thermal utilisation of the product at its end of life as well as the ensuing potential benefits and burdens in the form of a system extension.

## 3.3 Estimates and assumptions

In principle, all of the material and energy flows for the processes required by production are established on the basis of questionnaires.

### 3.4 Cut-off criteria

No known material or energy flows were ignored, including those below the limit of 1%. Accordingly, the total sum of input flows ignored is certainly less than 5% of the energy and mass applied. This also guarantees that no material or energy flows were ignored which display a particular potential for significant influences in terms of environmental indicators.

### 3.5 Background data

All background data was taken from the *GaBi Professional Database 2020 Edition* and the "Ökobilanz-Basisdaten für Bauprodukte aus Holz" final report (S. Rüter, S. Diederichs: 2012).

### 3.6 Data quality

The primary data gleaned for 2019 was validated on the basis of mass and in accordance with plausibility criteria.

With the exception of forest wood, the background data used for wood materials for material and energy purposes originates from 2008 to 2012. The provision of forest wood was taken from a 2008 publication which is essentially based on information from 1994 to 1997. All other information was taken from the *GaBi Professional Database 2020 Edition*. The overall data quality can be regarded as good.

### 3.7 Period under review

The data recorded for the primary system refers to 2019. Accordingly, all information is based on averaged data from 12 consecutive months.

### 3.8 Allocation

The allocations comply with the specifications of the *EN 15804* and *EN 16485*, and are explained in detail in S. Rüter, S. Diederichs: 2012. Essentially, the following system extensions and allocations were carried out.

### General information

The product characteristics inherent in the material (biogenic carbon and the primary energy contained therein) are allocated in accordance with the physical criterion of mass.

### Module A1

The processes in the upstream forestry chain concern associated co-productions of logs (primary product) and industrial wood (co-product). The corresponding expenses of this upstream chain were allocated on the basis of log and industrial wood prices.

For the same reason, the expenses associated with sawn timber (primary product) and sawmill by-products (wood chips, co-product) were also allocated on the basis of their prices in the upstream sawmill chain.

### Module A3

On the other hand, the products manufactured in the plant are not associated co-productions. In accordance with *EN 16485*, data which is only available for production as a whole is allocated to the products on the basis of the production volume (mass).

Energy generated from external disposal of waste incurred during production is credited to the system by means of substitution processes, whereby it is assumed that the thermal energy would be generated from natural gas and the substituted electricity would correspond with the German power mix.

The credits achieved here account for significantly less than 1% of overall expenses.

### Module D

The potential benefit through substitution of fossil fuels in the course of generating energy with thermal utilisation of the product packaging and the actual product at its end of life is analysed in Module D, whereby a system extension is applied for calculating the substitutions under the assumptions described above.

### 3.9 Comparability

Basically, a comparison or an evaluation of EPD data is only possible if all the data sets to be compared were created according to *EN 15804* and the building context, respectively the product-specific characteristics of performance, are taken into account.

The LCA was conducted using version 9.2 of the *GaBi ts 2020* software.

All background data was taken from the *GaBi Professional Database 2020 Edition* or literary sources.

## 4. LCA: Scenarios and additional technical information

The scenarios on which the LCA is based are outlined in more detail below.

### Construction installation process (A5)

The information in Module A5 exclusively refers to the disposal of packaging materials. No information is provided on installation of the product. The volume of packaging materials incurred per declared unit in Module A5 and directed to thermal waste treatment as

well as other details on the scenario are listed in the following table.

Name	Value	Unit
Solid wood (wood moisture = 40%) as packaging material for thermal waste treatment	7.5	kg
PE foil as packaging material for thermal waste treatment	0.89	kg

Paper as packaging material for thermal waste treatment	0.01	kg
Biogenic carbon contained in the solid wood share of packaging	2.68	kg
Total efficiency of thermal waste treatment	38-44	%
Total exported electrical energy	6.0	kWh
Total exported thermal energy	47.8	MJ

A transport distance of 20 km is assumed for disposal of the product packaging.

#### End of life (C1-C4)

Es wird eine Redistribuktionstransportdistanz von 50 km in Modul C2 angenommen.

Name	Value	Unit
Energy recovery (waste wood)	50	kg

A collection rate of 100% without losses incurred by potential crushing of the material is assumed for the scenario of thermal utilisation as a secondary fuel.

#### Reuse, recovery and recycling potential (D), relevant scenario information

Name	Value	Unit
Electricity generated (per tonne of bone-dry waste wood)	968.37	kWh
Waste heat generated (per tonne of bone-dry waste wood)	7053.19	MJ
Electricity generated (per net flow of declared unit)	47.1	kWh
Waste heat generated (per net flow of declared unit)	336.1	MJ

The product is recycled in the form of waste wood in the same composition as the declared unit at the end-of-life stage. Thermal recovery in a biomass power station with an overall degree of efficiency of 54.54% and electrical efficiency of 18.04% is assumed, whereby incineration of 1 tonne of bone-dry wood (mass value as bone dry, consideration of efficiency, yet ~18% wood moisture) generates approx. 968.37 kWh electricity and 7053.19 MJ useful heat. Converted to the net flow of the bone-dry wood percentage included in Module D and taking consideration of the percentage of adhesives in waste wood, 47.1 kWh electricity and 336.1 MJ thermal energy are produced per declared unit in Module D.

The exported energy substitutes fuels from fossil sources, whereby it is alleged that the thermal energy is generated from natural gas and the substituted electricity complies with the German power mix.

## 5. LCA: Results

DESCRIPTION OF THE SYSTEM BOUNDARY (X = INCLUDED IN LCA; MND = MODULE NOT DECLARED; MNR = MODULE NOT RELEVANT)

PRODUCT STAGE			CONSTRUCTION PROCESS STAGE		USE STAGE							END OF LIFE STAGE				BENEFITS AND LOADS BEYOND THE SYSTEM BOUNDARIES
Raw material supply	Transport	Manufacturing	Transport from the gate to the site	Assembly	Use	Maintenance	Repair	Replacement	Refurbishment	Operational energy use	Operational water use	De-construction demolition	Transport	Waste processing	Disposal	Reuse-Recovery-Recycling-potential
A1	A2	A3	A4	A5	B1	B2	B3	B4	B5	B6	B7	C1	C2	C3	C4	D
X	X	X	MND	X	MND	MND	MNR	MNR	MNR	MND	MND	MND	X	X	MND	X

### RESULTS OF THE LCA - ENVIRONMENTAL IMPACT according to EN 15804+A1: 1 m³ STEICOflex

Parameter	Unit	A1	A2	A3	A5	C2	C3	D
GWP	[kg CO <sub>2</sub> -Eq.]	-7.14E+1	8.30E-1	4.23E+1	1.23E+1	1.45E-1	7.83E+1	-4.01E+1
ODP	[kg CFC11-Eq.]	6.29E-11	1.38E-16	1.55E-13	4.80E-15	2.42E-17	1.35E-16	-1.21E-12
AP	[kg SO <sub>2</sub> -Eq.]	1.20E-2	3.48E-3	8.76E-2	2.18E-3	6.08E-4	3.69E-3	-4.21E-2
EP	[kg (PO <sub>4</sub> ) <sup>3</sup> -Eq.]	2.07E-3	8.74E-4	1.07E-2	4.14E-4	1.53E-4	7.96E-4	-7.42E-3
POCP	[kg ethene-Eq.]	2.23E-3	-1.46E-3	1.58E-2	1.05E-4	-2.56E-4	3.60E-4	-4.06E-3
ADPE	[kg Sb-Eq.]	1.98E-6	6.99E-8	4.82E-6	3.18E-7	1.22E-8	3.75E-8	-1.20E-5
ADPF	[MJ]	1.79E+2	1.15E+1	6.31E+2	3.94E+0	2.00E+0	5.45E+0	-6.94E+2

Caption GWP = Global warming potential; ODP = Depletion potential of the stratospheric ozone layer; AP = Acidification potential of land and water; EP = Eutrophication potential; POCP = Formation potential of tropospheric ozone photochemical oxidants; ADPE = Abiotic depletion potential for non-fossil resources; ADPF = Abiotic depletion potential for fossil resources

### RESULTS OF THE LCA - INDICATORS TO DESCRIBE RESOURCE USE according to EN 15804+A1: 1 m³ STEICOflex

Parameter	Unit	A1	A2	A3	A5	C2	C3	D
PERE	[MJ]	5.70E+0	6.45E-1	1.56E+2	8.82E-1	1.13E-1	3.18E-1	-2.12E+2
PERM	[MJ]	8.19E+2	0.00E+0	1.03E+2	-1.03E+2	0.00E+0	-8.19E+2	0.00E+0
PERT	[MJ]	8.24E+2	6.45E-1	2.59E+2	-1.02E+2	1.13E-1	-8.18E+2	-2.12E+2
PENRE	[MJ]	1.83E+2	1.15E+1	6.40E+2	4.29E+0	2.01E+0	5.47E+0	-7.71E+2
PENRM	[MJ]	1.99E+2	0.00E+0	3.21E+1	-3.21E+1	0.00E+0	-1.99E+2	0.00E+0
PENRT	[MJ]	3.81E+2	1.15E+1	6.73E+2	-2.79E+1	2.01E+0	-1.93E+2	-7.71E+2
SM	[kg]	0.00E+0	0.00E+0	0.00E+0	0.00E+0	0.00E+0	0.00E+0	0.00E+0
RSF	[MJ]	0.00E+0	0.00E+0	8.07E+1	0.00E+0	0.00E+0	0.00E+0	8.19E+2
NRSF	[MJ]	0.00E+0	0.00E+0	0.00E+0	0.00E+0	0.00E+0	0.00E+0	1.99E+2
FW	[m³]	6.79E-2	7.47E-4	1.56E-1	3.85E-2	1.31E-4	2.85E-4	9.94E-2

Caption PERE = Use of renewable primary energy excluding renewable primary energy resources used as raw materials; PERM = Use of renewable primary energy resources used as raw materials; PERT = Total use of renewable primary energy resources; PENRE = Use of non-renewable primary energy excluding non-renewable primary energy resources used as raw materials; PENRM = Use of non-renewable primary energy resources used as raw materials; PENRT = Total use of non-renewable primary energy resources; SM = Use of secondary material; RSF = Use of renewable secondary fuels; NRSF = Use of non-renewable secondary fuels; FW = Use of net fresh water

### RESULTS OF THE LCA – WASTE CATEGORIES AND OUTPUT FLOWS according to EN 15804+A1: 1 m³ STEICOflex

Parameter	Unit	A1	A2	A3	A5	C2	C3	D
HWD	[kg]	3.77E-7	5.35E-7	9.26E-7	1.41E-8	9.35E-8	2.04E-7	-3.93E-7
NHWD	[kg]	4.77E-2	1.76E-3	3.55E-1	3.09E-1	3.07E-4	9.59E-4	1.46E+0
RWD	[kg]	1.41E-3	1.42E-5	3.70E-3	1.37E-4	2.49E-6	5.76E-6	-3.07E-2
CRU	[kg]	0.00E+0	0.00E+0	0.00E+0	0.00E+0	0.00E+0	0.00E+0	0.00E+0
MFR	[kg]	0.00E+0	0.00E+0	0.00E+0	0.00E+0	0.00E+0	0.00E+0	0.00E+0
MER	[kg]	0.00E+0	0.00E+0	0.00E+0	0.00E+0	0.00E+0	5.00E+1	0.00E+0
EEE	[MJ]	0.00E+0	0.00E+0	0.00E+0	2.16E+1	0.00E+0	0.00E+0	1.70E+2
EET	[MJ]	0.00E+0	0.00E+0	0.00E+0	4.79E+1	0.00E+0	0.00E+0	3.36E+2

Caption HWD = Hazardous waste disposed; NHWD = Non-hazardous waste disposed; RWD = Radioactive waste disposed; CRU = Components for re-use; MFR = Materials for recycling; MER = Materials for energy recovery; EEE = Exported electrical energy; EEE = Exported thermal energy

## 6. LCA: Interpretation

The interpretation of results focuses on the production phase (Modules A1 to A3) as it is based on specific data provided by the company. The interpretation

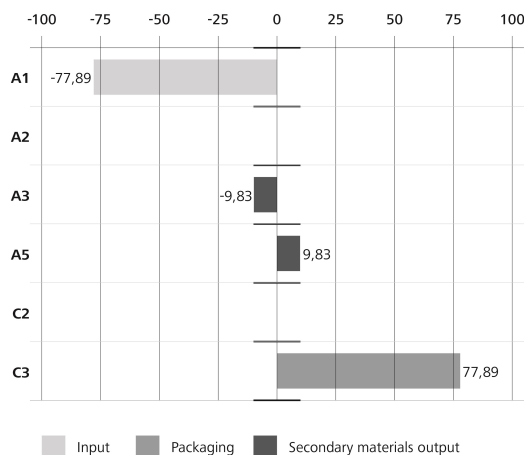
takes the form of a dominance analysis of the environmental impacts (GWP, ODP, AP, EP, POCP,

ADPE, ADPF) and the use of renewable/non-renewable primary energy (PERE, PENRE). Accordingly, the most significant factors for the respective categories are listed below.

### 6.1 Global Warming Potential (GWP)

CO<sub>2</sub> product system inputs and outputs inherent in wood require separate consideration in terms of GWP. A total of approx. 87.7 kg CO<sub>2</sub> enters the system in the form of carbon stored in the biomass. Around 9.8 kg CO<sub>2</sub> bound in the form of the packaging material is accounted for in Module A3 and released again in Module A5.

The volume of carbon accounting for around 77.9 kg CO equiv. ultimately stored in the wood fibre insulating material is extracted from the system again when recycled in the form of waste wood.



**Fig. 2 CO<sub>2</sub> product system inputs and outputs inherent in wood. The inverse indications suggested by inputs and outputs are in line with the LCO CO<sub>2</sub> flow analysis in terms of the atmosphere.**

11% of the analysed fossil greenhouse gases are accounted for by the provision of raw materials (entire Module A1), 1% by transporting the raw materials (entire Module A2), and 88% by the manufacturing process for the wood fibre insulation material (entire Module A3).

Essential influential factors are represented by heat generation in the plant accounting for 37% and the provision of electricity accounting for 39% as part of Module A3, as well as the provision of additives used as part of Module A1 accounting for 10% of fossil greenhouse gas emissions.

### 6.2 Ozone Depletion Potential (ODP)

Emissions with an ozone depletion potential are incurred almost exclusively (almost 100%) by the provision of raw wood materials for the product.

### 6.3 Acidification Potential (AP)

Essentially, the generation of energy during the manufacturing process accounting for 70% (Module A3) and the packaging materials for the product accounting for 8% (Module A3) are the most relevant sources for emissions contributing to the acidification potential.

### 6.4 Eutrophication Potential (EP)

35% of total EP is attributable to the provision of electricity and a further 20% is accounted for by the provision of heat (both Module A3). The packaging for the product makes a 12% contribution to EP (also Module A3).

### 6.5 Photochemical Ozone Creation Potential (POCP)

The primary POCP contributions (35%) are accounted for by energy generation during the manufacturing process (Module A3). Direct emissions in the plant (also Module A3) account for a further 53% of total POCP. The negative values recorded for the POCP in Modules A2 and C2 are attributable to the negative characterisation factor for nitrogen monoxide emissions of the standard-conformant CML IA 2013 version (2001 – April 2013) in combination with the *GaBi Professional Database 2020 Edition* truck transport process used.

### 6.6 Abiotic Depletion Potential non-Fossil Resources (ADPE)

The essential contributions to ADPE (28%) are incurred by the provision of additives for the product (Module A1). The consumables used also account for 25% of total ADPE (Module A3).

### 6.7 Abiotic Depletion Potential – fossil fuels (ADPF)

39% of total ADPF is incurred by the generation of heat in the manufacturing process and 28% by the electricity consumed there (both Module A3). The provision of additives for the product accounts for 21% (Module A1).

### 6.8 Renewable primary energy as energy carrier (PERE)

Most of PERE use (69%) is attributable to the packaging materials used and the renewable share of electricity consumption accounting for 26% (both Module A3). 3% of total use is attributable to the provision of additives for the product (Module A1).

### 6.9 Non-renewable primary energy as energy carrier (PERE)

The use of PENRE is distributed across the provision of product additives (21%, Module A1) and the manufacturing process, with 38% for heat generation and 28% for electricity consumption there (both Module A3).

### 6.10 Waste

54% of special waste is incurred in Module A3 during the provision of packaging.

## 7. Requisite evidence

### 7.1 Formaldehyde

STEICO wood fibre insulation materials manufactured in a dry process are produced without adhesives

containing formaldehyde. The formaldehyde emissions comply with those of natural wood.

### 7.2 MDI



No binding agents containing isocyanate are used in the production of STEICOflex.

### 7.3 Testing for pre-treatment of substances used

No waste wood is used as a material input in the production of STEICO wood fibre insulation materials. Only untreated fresh wood (conifer) is used.

### 7.4 VOC emissions

VOC evidence is available for the STEICOflex wood fibre insulation boards. The measurements were taken by MPA Eberswalde (PB 31/19//3623/01).

#### AgBB overview of results (28 days [ $\mu\text{g}/\text{m}^3$ ])

Name	Value	Unit
------	-------	------

TVOC (C6 - C16)	750	$\mu\text{g}/\text{m}^3$
Sum SVOC (C16 - C22)	<0.005	$\mu\text{g}/\text{m}^3$
R (dimensionless)	1	-
VOC without NIK	<0.005	$\mu\text{g}/\text{m}^3$
Carcinogenic Substances	<1	$\mu\text{g}/\text{m}^3$

#### AgBB overview of results (3 days [ $\mu\text{g}/\text{m}^3$ ])

Name	Value	Unit
TVOC (C6 - C16)	1593	$\mu\text{g}/\text{m}^3$
Sum SVOC (C16 - C22)	<0.005	$\mu\text{g}/\text{m}^3$
R (dimensionless)	4.62	-
VOC without NIK	<0.005	$\mu\text{g}/\text{m}^3$
Carcinogenic Substances	<1	$\mu\text{g}/\text{m}^3$

## 8. References

### Standards

#### EN 13171:2012

DIN EN EN 13171:2012, Wärmedämmstoffe für Gebäude - Werkmäßig hergestellte Produkte aus Holzfasern (WF) - Spezifikation.

#### EN 15804

EN 15804:2012-04+A1 2013, Nachhaltigkeit von Bauwerken – Umweltproduktdeklarationen – Grundregeln für die Produktkategorie Bauprodukte.

#### EN 15804

EN 15804:2019-04+A2 (in Druck), Nachhaltigkeit von Bauwerken – Umweltproduktdeklarationen – Grundregeln für die Produktkategorie Bauprodukte.

#### EN 16485

EN 16485:2014-07, Rund- und Schnittholz – Umweltproduktdeklarationen – Produktkategorieregeln für Holz und Holzwerkstoffe im Bauwesen.

#### ISO 14001

DIN EN ISO 14001:2015, Umweltmanagementsysteme – Anforderungen.

#### ISO 14025

DIN EN ISO 14025:2011-10, Umweltkennzeichnungen und -deklarationen – Typ III Umweltdeklarationen – Grundsätze und Verfahren.

#### ISO 9001

DIN EN ISO 9001:2015-11, Qualitätsmanagementsysteme – Anforderungen.

### Weitere Literatur

#### IBU 2016

Institut Bauen und Umwelt e.V.: Allgemeine EPD-Programmanleitung des Institut Bauen und Umwelt e.V. (IBU). Version 1.1, Berlin: Institut Bauen und Umwelt e.V., 2016.  
[www.ibu-epd.com](http://www.ibu-epd.com)

#### AgBB

Bewertungsschema für VOC aus Bauprodukten, Ausschuss zur gesundheitlichen Bewertung von Bauprodukten (AgBB), 2012.

#### Biozidprodukteverordnung

Verordnung (EU) Nr. 528/2012 des Europäischen Parlaments und des Rates vom 22. Mai 2012 über die Bereitstellung auf dem Markt und die Verwendung von Biozidprodukten, 2012.

#### CML-IA 2013

Oers, L. van: 2015, CML-IA database, characterisation and normalisation factors for midpoint impact category indicators. Version (2011-Apr. 2013).

#### CPR

Verordnung (EU) Nr. 305/2011 des Europäischen Parlaments und des Rates vom 09. März 2011 zur Festlegung harmonisierter Bedingungen für die Vermarktung von Bauprodukten und zur Aufhebung der Richtlinie 89/106/EWG des Rates.

#### CU-COC-841217

FSC Zertifikat STEICO, 2020, abrufbar unter <https://info.fsc.org/>.

#### CU-PEFC-841217

PEFC-Zertifikat STEICO, 2020, abrufbar unter <https://www.pefc.org/find-certified>.

#### DIN EN 13501-1

DIN EN 13501-1: 2019-05, Klassifizierung von Bauprodukten und Bauarten zu ihrem Brandverhalten - Teil 1: Klassifizierung mit den Ergebnissen aus den Prüfungen zum Brandverhalten von Bauprodukten.

#### DOP Nr. 01-0040-03

Leistungserklärung Nr. 01-0040-03 STEICO flex 036, 03.09.2018.

#### DOP Nr. 01-0038-03

Leistungserklärung Nr. 01-0038-03 STEICO flex 038, 03.09.2018.

#### EAK

Europäischer Abfallkatalog (EAK) nach Verordnung über das Europäische Abfallverzeichnis (Abfallverzeichnis-Verordnung - AVV), 2016.

#### **ECHA-Kandidatenliste**

Liste der für eine Zulassung in Frage kommenden besonders besorgniserregenden Stoffe (Stand 15.01.2018) gemäß Artikel 59 Absatz 10 der REACH-Verordnung. European Chemicals Agency.

#### **GaBi Professional Datenbank 2020 Edition**

GaBi Professional Datenbank Version 8.7, SP40, sphaera, 2020.

#### **GaBi ts 2020**

GaBi ts Software Version 9.2.1: Software und Datenbank zur Ganzheitlichen Bilanzierung. sphaera, 2020.

#### **PB 31/19//3623/01**

Prüfbericht Nr.31/19/3623/01, 20.05.2019, MPA Eberswalde, Prüfkammertest (DIN EN ISO 1600-09, EN 16516) zur Ermittlung der VOC- und Formaldehydemissionen.

#### **PCR Teil A**

Produktkategorienregeln für gebäudebezogene Produkte und Dienstleistungen, Teil A: Rechenregeln für die Ökobilanz und Anforderungen an den Hintergrundbericht, 2019.

#### **PCR: Holzwerkstoffe**

PCR-Anleitungstexte für gebäudebezogene Produkte und Dienstleistungen, Teil B: Anforderungen an die EPD für Holzwerkstoffe, 2018.

#### **REACH-Verordnung**

Verordnung (EG) Nr. 1907/2006 des Europäischen Parlaments und des Rates vom 18. Dezember 2006 zur Registrierung, Bewertung, Zulassung und Beschränkung chemischer Stoffe (REACH). Zuletzt geändert am 07.01.2019.

#### **Prüfbericht IBR**

Gutachten Nr. 3020-1092, IBR Rosenheim, 03.04.2020, Gutachten für die Produkte Holzfaserverwerkstoffe.

#### **Rüter, S.; Diederichs, S.: 2012**

Rüter, S.; Diederichs, S.: 2012, Ökobilanz-Basisdaten für Bauprodukte aus Holz: Arbeitsbericht aus dem Institut für Holztechnologie und Holzbiologie, Hamburg 2012.

**Publisher**

Institut Bauen und Umwelt e.V.  
Panoramastr. 1  
10178 Berlin  
Germany

Tel +49 (0)30 3087748- 0  
Fax +49 (0)30 3087748- 29  
Mail [info@ibu-epd.com](mailto:info@ibu-epd.com)  
Web [www.ibu-epd.com](http://www.ibu-epd.com)

**Programme holder**

Institut Bauen und Umwelt e.V.  
Panoramastr 1  
10178 Berlin  
Germany

Tel +49 (0)30 - 3087748- 0  
Fax +49 (0)30 – 3087748 - 29  
Mail [info@ibu-epd.com](mailto:info@ibu-epd.com)  
Web [www.ibu-epd.com](http://www.ibu-epd.com)

**Author of the Life Cycle  
Assessment**

Thünen-Institut für Holzforschung  
Leuschnerstr. 91  
21031 Hamburg  
Germany

Tel +49(0)40 73962 - 619  
Fax +49(0)40 73962 - 699  
Mail [holzundklima@thuenen.de](mailto:holzundklima@thuenen.de)  
Web [www.thuenen.de](http://www.thuenen.de)

**Owner of the Declaration**

STEICO SE  
Otto-Lilienthal-Ring 30  
85622 Feldkirchen  
Germany

Tel +49 (0)89 991 551 0  
Fax +49 (0)89 991 551 98  
Mail [info@steico.com](mailto:info@steico.com)  
Web [www.steico.com](http://www.steico.com)